

## INTRODUCTION

The Brandywine Valley Chorale is a group of approximately 60 singers from all over Chester County, PA. The Mission of BVC is to foster and share the art of choral music, as well as serve the community, through the pursuit of choral excellence in a wide variety of repertoire and performance opportunities. The auditioned members of the chorus share a love of music and a commitment to excellence.

This is why they are encouraged to practice outside of rehearsal as much as possible, in order to be at optimal rehearsing strength during our weekly 2-hour rehearsal. Recently, the choir director has decided that the choir is not performing up to the standards he expects from the choir.

## NEEDS ASSESSMENT

Time was taken during one rehearsal; brief interviews were held, to ask members what could be holding them back. The two major responses were (1) lack of time to do any extra rehearsing; (2) having to be stuck at one's computer in order to listen to the given music that assists in rehearsing. If they could only be free of the constraints of the computer and be able to listen to the music in more places, would they be able to spend more time rehearsing.

Given my expertise in technology, I performed a survey (using SurveyMonkey.com) to delve further into the issue:

	1 -Not at all/No Way	2	3	4	5	6	7 - Totally / Extre mely/ YES!
I feel comfortable using a computer (in general).	<input type="checkbox"/>	<input type="checkbox"/>	<input type="checkbox"/>	<input type="checkbox"/>	<input type="checkbox"/>	<input type="checkbox"/>	<input type="checkbox"/>
I don't want to touch a computer if I don't have to.	<input type="checkbox"/>	<input type="checkbox"/>	<input type="checkbox"/>	<input type="checkbox"/>	<input type="checkbox"/>	<input type="checkbox"/>	<input type="checkbox"/>
I don't own a computer OR don't have a way to write CDs	<input type="checkbox"/>	<input type="checkbox"/>	<input type="checkbox"/>	<input type="checkbox"/>	<input type="checkbox"/>	<input type="checkbox"/>	<input type="checkbox"/>
I don't know if I can MAKE a CD of music!	<input type="checkbox"/>	<input type="checkbox"/>	<input type="checkbox"/>	<input type="checkbox"/>	<input type="checkbox"/>	<input type="checkbox"/>	<input type="checkbox"/>
I would be willing to attend an hour of training if it meant walking out with a CD of our music.	<input type="checkbox"/>	<input type="checkbox"/>	<input type="checkbox"/>	<input type="checkbox"/>	<input type="checkbox"/>	<input type="checkbox"/>	<input type="checkbox"/>
I would be willing to attend a half/hour of training to if it meant walking out with a CD of our music.	<input type="checkbox"/>	<input type="checkbox"/>	<input type="checkbox"/>	<input type="checkbox"/>	<input type="checkbox"/>	<input type="checkbox"/>	<input type="checkbox"/>
I would be afraid of getting lost during training, reducing the chance that I would attend ANY kind of training.	<input type="checkbox"/>	<input type="checkbox"/>	<input type="checkbox"/>	<input type="checkbox"/>	<input type="checkbox"/>	<input type="checkbox"/>	<input type="checkbox"/>

### I know how to create a CD of music already.



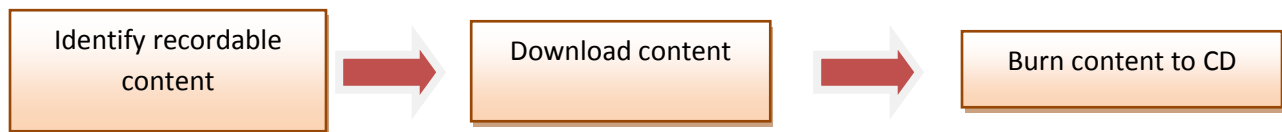
- The average number for being comfortable with using a computer with using a computer was 5.71/7.00
- The average number for being too uncomfortable to train was only 1.46/7.00
- 72% said they would spend 30-min training if it meant they had a CD at the end of the training.
- (Interestingly,) 76% said they would spend 1-hour of training if it meant they had a CD at the end of the training.
- 20% said they already knew how to create a CD of music
- 4% said they used a MAC which made things very easy.

Clearly there is a need that can be met, with training, to give members the ability to listen to our music (in CD form) , expanding the reach of where they can rehearse and allowing for more time to rehearse (like when driving to/from work.)

### GOAL STATEMENT

Choir members will be able to find the mp3s on the Members Only website, successfully down the music and save it to their computer. They will then be able to take the music and burn it to a CD for easy listening in a variety of places.

### GOAL ANALYSIS



### LEARNING DOMAINS

Intellectual skills

Psychomotor skills

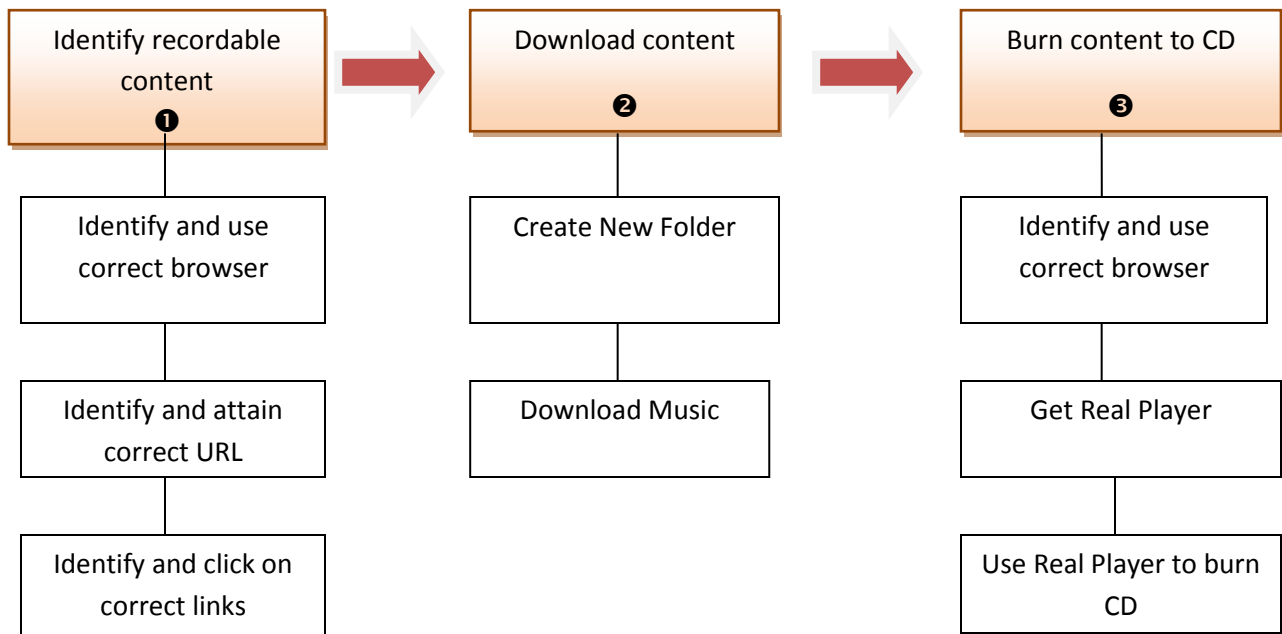
### LEARNER CHARACTERISTICS

The people attending the learning will be there to sit and absorb this new

information. Many of them have some computer knowledge, but I will keep it as basic as possible. Since my audience is first and foremost a CHOIR, their technical backgrounds are varied as the day is long. They range in age from 30s to late 60s, so they aren't as technologically inclined as a younger audience might be. I hope for lots of note taking, and active listening. I hope the atmosphere is informal and light-hearted. Learners are here because they *want* to be.

Each choir member has the responsibility and expectation to practice outside of our weekly rehearsals. They are here ultimately with the desire to do right by our choir, and be able to practice in almost any environment. A lot of them like to listen to the music on the way to/from work. Everyone has known each other for a couple of years, and we won't be performing heart surgery, just creating a CD of music.

### SUBORDINATE SKILLS ANALYSIS



### ENTRY SKILLS/BEHAVIORS

Before entering into instruction, learners will be able to:

- Turn on the computer
- Know how to download a program
- Know how to install a program

### UNITS OF INSTRUCTION

1. **Goal #1** Identifying and going to the proper URLs to find music .mp3s. (10min)
2. **Goal #2** Creating a new folder on the computer and downloading music mp3s into it. (15 min)

**3. Goal #3** Creating the CD using RealPlayer SP and the songs that have been downloaded.

### PERFORMANCE OBJECTIVES/UNITS OF INSTRUCTION

1. Choir members will be able to find and go to the correct web address, using an internet connect & computer with a recordable CD drive, within 100% accuracy.
2. Choir members will be able to download mp3s to their hard drive, remembering where they are saved, using a computer with a writable hard drive, within 90% accuracy.
3. Choir members will be able to create a CD containing playable music using a computer with a recordable CD drive, within 2 minutes.

### CRITERION-REFERENCED TEST ITEMS

A practice test will be given at the end of the instruction, to allow for active learner participation during the instruction. It will enable the learners to judge their own level of new skill development.

Objective	Test Item
Identify recordable content	Where do you go/what is the URL you go to, to download the music?
Download content	What do you give the name of the new folder you just created?
Burn content to CD	What is the name of the program used to burn music to the CD?

### INSTRUCTIONAL STRATEGY – for Objective #3: Burn Content to CD

#### Gain Attention

Explain the importance of why they are there: the need to practice outside of the weekly rehearsal. Sing a brief parody using one of our current period's piece of music (eg. Spring 2010 would be from *Te Lucis Ante Terminum*).

#### Inform students of the objective

State to the learners that when they are done they will be able to burn music in mp3 format on a recordable CD for practicing.

#### Stimulate Recall of Prior Knowledge

Have a brief Q/A going over what we have already covered. *So you now know how to get to our Members Only website which is?... Okay, give me an example of a new folder and the name you have given it...*

**Present Content**

Show learners via a real time demonstration of what the program (Real Player SP) looks like. Review the details and specifics of how to use Real Player SP to gather and record each mp3 selection/ choice of music/mp3.

**Provide Guidance**

Use computer and overhead projector to illustrate the exact steps used to create CD. Hand out performance aid with steps on front and back.

**Elicit performance**

If they have brought their own laptop, have the choir member perform the actions to create the CD. If they have not, bring up a volunteer or two and have them perform the actions.

**Provide Feedback**

Feedback will have to be provided as the student is performing the necessary steps to create the CD, because if they miss a step the whole process breaks down.

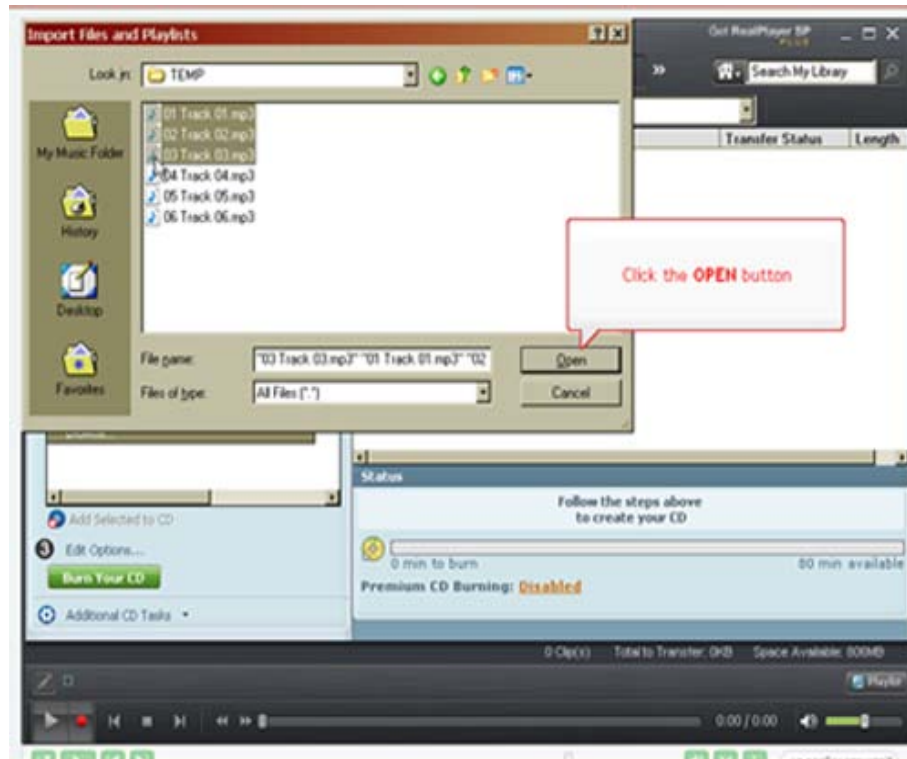
**Assess Performance**

Provide before *Eliciting Performance* as a review of the process, before they actually perform the task, because once they perform the task they will have completed the process and shown that they have learned the concepts.

**Enhance Retention and Transfer**

Tell them they can use this process to create ANY CDs from any music that they have in MP3 format, not just choir music. Provide members with laminated card listing process for downloading music on the front, and recording music to CD on the back.

**INSTRUCTIONAL DESIGN** (see next page)



## FORMATIVE EVALUATION

A one-to-one evaluation was performed with a psychological therapist who also teaches in various capacities. She was reminded that any mistakes found were most likely in the material, and not having to do with her. She was asked to read through the previous materials stated in this paper. While going over the material with her, she tended to vacillate between being the 'teacher', and being a 'learner'.

She found no major mistakes any major portions that stopped her from moving forward. She found the subordinate skills analysis section "very clear" and said that "it flows nicely." Her only major stopping point was the tone of the material. She found it to be "too opinionated or sarcastic, turning her off while reading" (especially the Learner Characteristics section).